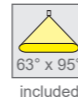
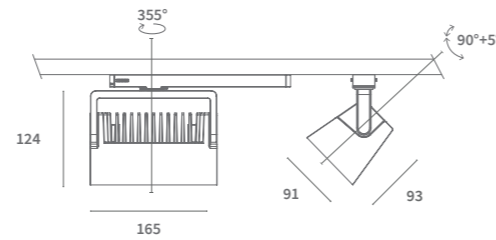


# Wally In-track

## 3-Phase Track Light Wallwasher

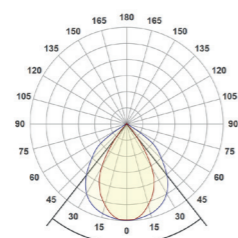
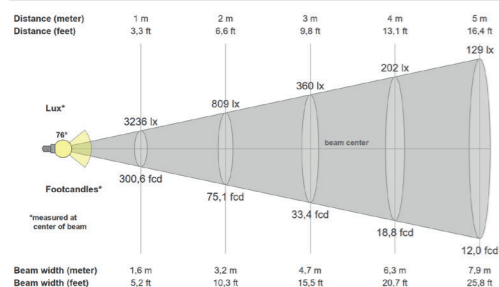


|                               |                                                      |                     |                     |
|-------------------------------|------------------------------------------------------|---------------------|---------------------|
| <b>System Power</b>           | from 27.5W up to 40W                                 |                     |                     |
| <b>CRI</b>                    | >90Ra                                                |                     |                     |
| <b>CCT</b>                    | 3000K PW                                             | 4000K PW            | 3000K               |
| <b>System Lumen</b>           | 3514lm up to 5065lm                                  | 3632lm up to 5236lm | 3478lm up to 5013lm |
| <b>System Efficacy</b>        | up to 130lm/W                                        | up to 134lm/W       | up to 128lm/W       |
| <b>Driver</b>                 | Non-Dimmable Driver or DALI Dimmable Driver included |                     |                     |
| <b>SDCM</b>                   | 2                                                    |                     |                     |
| <b>L+B values (50.000 hr)</b> | L90B10 (50.000h)                                     |                     |                     |



\*More options available! Contact us to customize your fixture down to the finest details.

Wally in-Track 1050mA 4000K



### PRODUCT LIST

| Article No. | Product Name   | Color | CCT      | CRI   | System Lumen | System Power | System Efficacy | Driver | DALI |
|-------------|----------------|-------|----------|-------|--------------|--------------|-----------------|--------|------|
| 2.17.3513   | Wally In-track | White | 3000K    | >90Ra | 3478lm       | 27,5W        | 126lm/W         | 700mA  |      |
| 2.17.3514   | Wally In-track | Black | 3000K    | >90Ra | 3478lm       | 27,5W        | 126lm/W         | 700mA  |      |
| 2.17.3516   | Wally In-track | White | 3000K    | >90Ra | 3478lm       | 27,5W        | 126lm/W         | 700mA  | DALI |
| 2.17.3517   | Wally In-track | Black | 3000K    | >90Ra | 3478lm       | 27,5W        | 126lm/W         | 700mA  | DALI |
| 2.17.3519   | Wally In-track | White | 3000K    | >90Ra | 3929lm       | 30,5W        | 129lm/W         | 800mA  |      |
| 2.17.3520   | Wally In-track | Black | 3000K    | >90Ra | 3929lm       | 30,5W        | 129lm/W         | 800mA  |      |
| 2.17.3522   | Wally In-track | White | 3000K    | >90Ra | 4372lm       | 34W          | 129lm/W         | 900mA  |      |
| 2.17.3523   | Wally In-track | Black | 3000K    | >90Ra | 4372lm       | 34W          | 129lm/W         | 900mA  |      |
| 2.17.3525   | Wally In-track | White | 3000K    | >90Ra | 5013lm       | 40W          | 125lm/W         | 1050mA |      |
| 2.17.3526   | Wally In-track | Black | 3000K    | >90Ra | 5013lm       | 40W          | 125lm/W         | 1050mA |      |
| 2.17.3528   | Wally In-track | White | 3000K    | >90Ra | 5013lm       | 40W          | 125lm/W         | 1050mA | DALI |
| 2.17.3529   | Wally In-track | Black | 3000K    | >90Ra | 5013lm       | 40W          | 125lm/W         | 1050mA | DALI |
| 2.17.3531   | Wally In-track | White | 3000K PW | >90Ra | 3514lm       | 27,5W        | 128lm/W         | 700mA  |      |
| 2.17.3532   | Wally In-track | Black | 3000K PW | >90Ra | 3514lm       | 27,5W        | 128lm/W         | 700mA  |      |
| 2.17.3534   | Wally In-track | White | 3000K PW | >90Ra | 3514lm       | 27,5W        | 128lm/W         | 700mA  | DALI |
| 2.17.3535   | Wally In-track | Black | 3000K PW | >90Ra | 3514lm       | 27,5W        | 128lm/W         | 700mA  | DALI |
| 2.17.3537   | Wally In-track | White | 3000K PW | >90Ra | 3969lm       | 30,5W        | 130lm/W         | 800mA  |      |
| 2.17.3538   | Wally In-track | Black | 3000K PW | >90Ra | 3969lm       | 30,5W        | 130lm/W         | 800mA  |      |
| 2.17.3540   | Wally In-track | White | 3000K PW | >90Ra | 4415lm       | 34W          | 130lm/W         | 900mA  |      |
| 2.17.3541   | Wally In-track | Black | 3000K PW | >90Ra | 4415lm       | 34W          | 130lm/W         | 900mA  |      |
| 2.17.3543   | Wally In-track | White | 3000K PW | >90Ra | 5065lm       | 40W          | 127lm/W         | 1050mA |      |
| 2.17.3544   | Wally In-track | Black | 3000K PW | >90Ra | 5065lm       | 40W          | 127lm/W         | 1050mA |      |
| 2.17.3546   | Wally In-track | White | 3000K PW | >90Ra | 5065lm       | 40W          | 127lm/W         | 1050mA | DALI |
| 2.17.3547   | Wally In-track | Black | 3000K PW | >90Ra | 5065lm       | 40W          | 127lm/W         | 1050mA | DALI |
| 2.17.3567   | Wally In-track | White | 4000K PW | >90Ra | 3632lm       | 27,5W        | 132lm/W         | 700mA  |      |
| 2.17.3568   | Wally In-track | Black | 4000K PW | >90Ra | 3632lm       | 27,5W        | 132lm/W         | 700mA  |      |
| 2.17.3570   | Wally In-track | White | 4000K PW | >90Ra | 3632lm       | 27,5W        | 132lm/W         | 700mA  | DALI |
| 2.17.3571   | Wally In-track | Black | 4000K PW | >90Ra | 3632lm       | 27,5W        | 132lm/W         | 700mA  | DALI |
| 2.17.3573   | Wally In-track | White | 4000K PW | >90Ra | 4104lm       | 30,5W        | 135lm/W         | 800mA  |      |
| 2.17.3574   | Wally In-track | Black | 4000K PW | >90Ra | 4104lm       | 30,5W        | 135lm/W         | 800mA  |      |
| 2.17.3576   | Wally In-track | White | 4000K PW | >90Ra | 4564lm       | 34W          | 134lm/W         | 900mA  |      |
| 2.17.3577   | Wally In-track | Black | 4000K PW | >90Ra | 4564lm       | 34W          | 134lm/W         | 900mA  |      |
| 2.17.3579   | Wally In-track | White | 4000K PW | >90Ra | 5236lm       | 40W          | 131lm/W         | 1050mA |      |
| 2.17.3580   | Wally In-track | Black | 4000K PW | >90Ra | 5236lm       | 40W          | 131lm/W         | 1050mA |      |
| 2.17.3582   | Wally In-track | Black | 4000K PW | >90Ra | 5236lm       | 40W          | 131lm/W         | 1050mA | DALI |
| 2.17.3583   | Wally In-track | Black | 4000K PW | >90Ra | 5236lm       | 40W          | 131lm/W         | 1050mA | DALI |

